

# GRADUATING STUDENT SURVEY

June 2014 Survey Results

# Graduating Student Survey Report Table of Contents

	<u>Page Number</u>
<a href="#">Overview</a>	3
<a href="#">Plans after Graduation</a>	4
<a href="#">Average Salary and Bonus</a>	5
<a href="#">Top Companies and Top Industries</a>	6-8
<a href="#">Job Search Questions</a> : How Graduates Find Their Jobs, Timeline, Average Number of Applications, Interviews, Offers, Negotiated Job Offers, Negotiated Bonus, Top US Destinations, and Job Related to Major	9-11
<a href="#">Factors Affecting Job Decisions</a>	12-15
<a href="#">Top Graduate Destinations &amp; Graduate School Questions</a>	16
<a href="#">Questions about Additional Experiences</a> (Internship, UROP, International Experience Leadership, Public Services and Graduate School Plans)	17
<a href="#">Employers by Department</a>	19-23
<a href="#">International Employers</a>	23
<a href="#">2014 MIT Employers</a>	24-27
<a href="#">Salary by Major</a>	28-29
<a href="#">Salary by Industry</a>	30-33

Welcome to the 2014 Annual Graduating Student Survey Report. We are releasing the full report to allow for the MIT community and partners to view information about the MIT Graduates. Please take a moment to learn more about the survey and the data we collect and present.

**PURPOSE:**

The purpose of the Graduating Student Survey (GSS) is to promote an accurate understanding of the immediate post-graduation plans of graduating MIT students and to provide data for related career issues. Data for our PhD graduates is presented in a separate format and available at <http://gecd.mit.edu/resources/data>.

**METHOD:**

The GSS is a completely voluntary web-based survey. The survey was emailed as a link multiple times throughout the late spring and summer in an effort to capture as much of the graduating student population as possible. Altogether, 77% Graduating Seniors and 68% Graduating Masters candidates from MIT participated in the June 2014 Survey.

**RESULTS:**

All data are self-reported and presented anonymously in aggregate form. Due to the variety and various levels of MIT degrees granted, the majority of statistics presented are related to specific subsets of the population (e.g. Bachelors, Masters, major, etc.) and are labeled accordingly. This is done to provide more meaningful and accurate data. Any data not labeled should be assumed to represent the entire sample.

The majority of results are presented in table format for ease of reading and comparison. Many tables contain empty cells. This is for two reasons; first, not all majors offer all types of degrees, and second, fewer than two students from that major and degree level responded to the survey question.

The remainder of this report presents the data that we collect and analyze. We highly recommend that you start with pages 4-6, which highlight our most common requests for information.

The GECD GSS Data Committee,

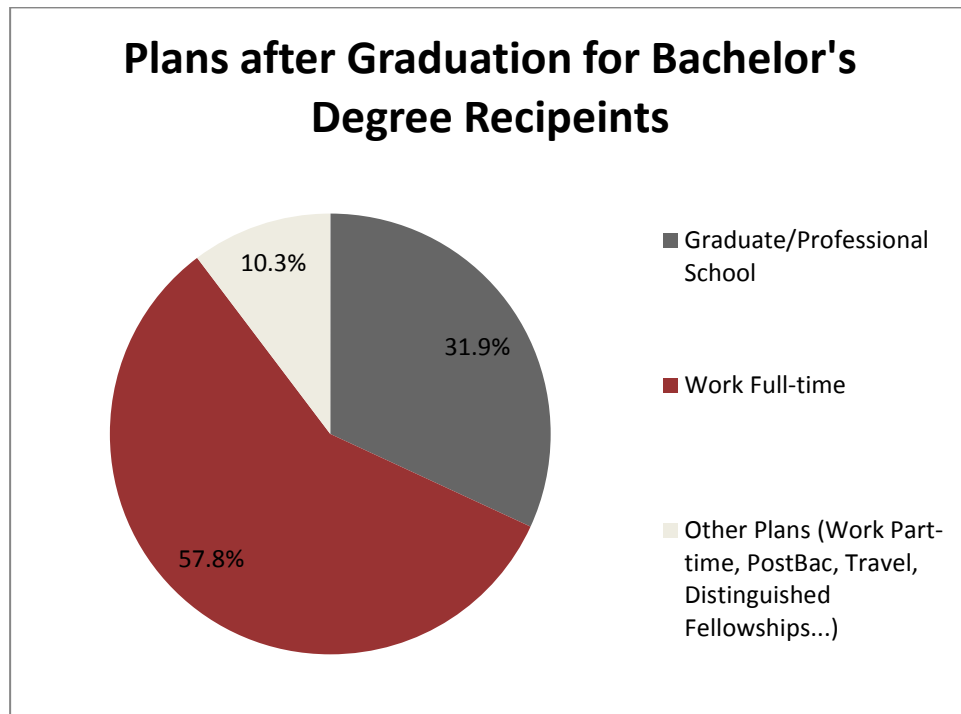
Deborah Liverman  
Colin D. Smith  
Tamara Menghi

## 2014 MIT POST GRADUATION STATISTICS\*

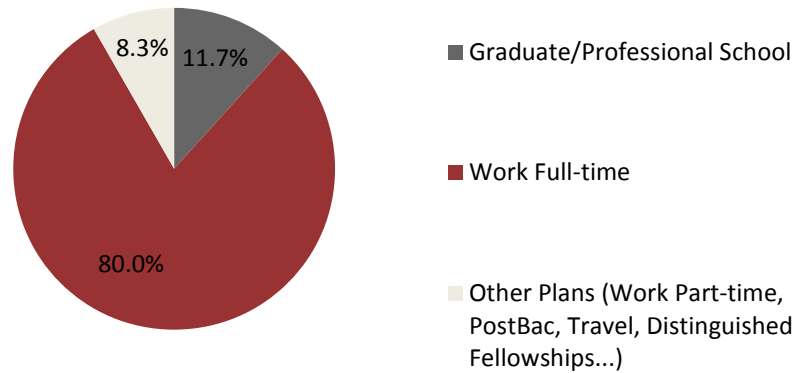
\*Based upon 1373 responses overall to the June 2014 Graduating Student Survey

WHAT PERCENTAGE OF BACHELORS & MASTERS GRADUATES GO ON TO GRADUATE/PROFESSIONAL SCHOOL, WORK OR OTHER?\*

ACTIVITY	Bachelor's	Master's
Work Full-time	57.8%	80.0%
Work Part-time	1.8%	1.5%
Graduate/Professional School	31.9%	11.7%
Enrolled in another Educational program (e.g. post baccalaureate)	2.9%	1.0%
Distinguished Fellowships	1.3%	0.4%
Traveling	0.4%	0.8%
Volunteer Activity (e.g. Peace Corps)	0.4%	0.1%
Undecided	1.7%	2.1%
Other Activity	1.7%	2.2%
Postponing job search or graduate school	0.1%	0.2%



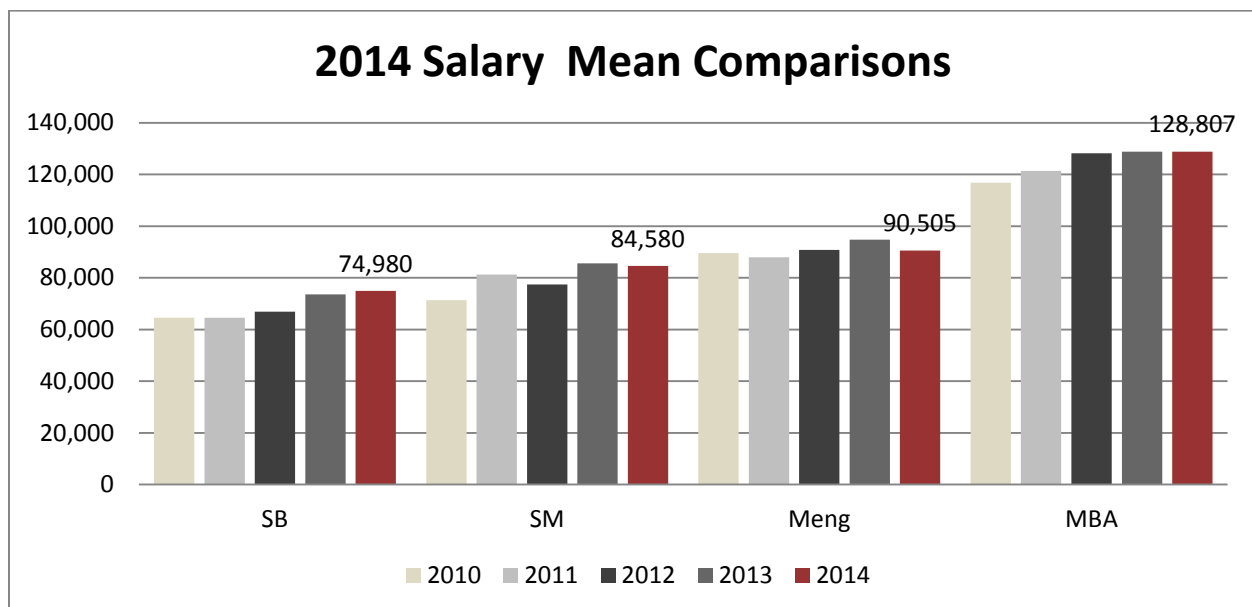
## Plans After Graduation for Master's Degree Recipients



## Work and Job Search Experience

WHAT WAS THE OVERALL AVERAGE SALARY/BONUS (for those receiving bonuses) OF WORKING MIT GRADUATES IN THE CLASS OF 2014?

	Mean Salary	Median Salary	Mean Bonus	Median Bonus
SB	\$74,980	\$72,500	\$11,378	\$10,000
SM	\$84,580	\$80,000	\$10,413	\$9,000
MEng	\$90,505	\$100,000	\$16,622	\$15,000
MBA	\$128,807	\$125,000	\$28,854	\$25,000



HOW MANY EMPLOYERS RECRUITED THROUGH  
MIT CAREER SERVICES FOR 2013-2014? 247

WHICH EMPLOYERS HIRED THE MOST MIT GRADUATES? \*

Bachelor Level Employers	#	Masters Level Employers (non-MBAs)	#	MBA Level Employers	#
Google	15	Apple	7	McKinsey & Company	24
Oracle	13	Google	6	Bain & Company	12
McKinsey & Company	12	US Air Force	6	Amazon	14
Morgan Stanley	7	US Navy	7	Boston Consulting Group	10
Accenture	5	Amazon	5	Apple	7
Amazon	5	Deloitte	5	Google	7
Athena Health	5	MIT	5	Deloitte	5
ExxonMobil	5	SpaceX	5	Boeing	4
Boston Consulting Group	4	McKinsey & Company	4	Microsoft	4
Goldman Sachs	4	Oracle	4	PWC	4
Palantir	4	Goldman Sachs	3	Dell	3
Shell	4	Microsoft	3	Goldman Sachs	3
		Oliver Wyman	3	JP Morgan	3
		State Street	3	Strategy&	3

\* As reported only in the 2014 Graduating Student Survey. The number of hires may actually be higher. Not all graduates responded to the survey or indicated their future employer.

### INDUSTRIES FOR JUNE 2014 GRADUATES (Bachelors)

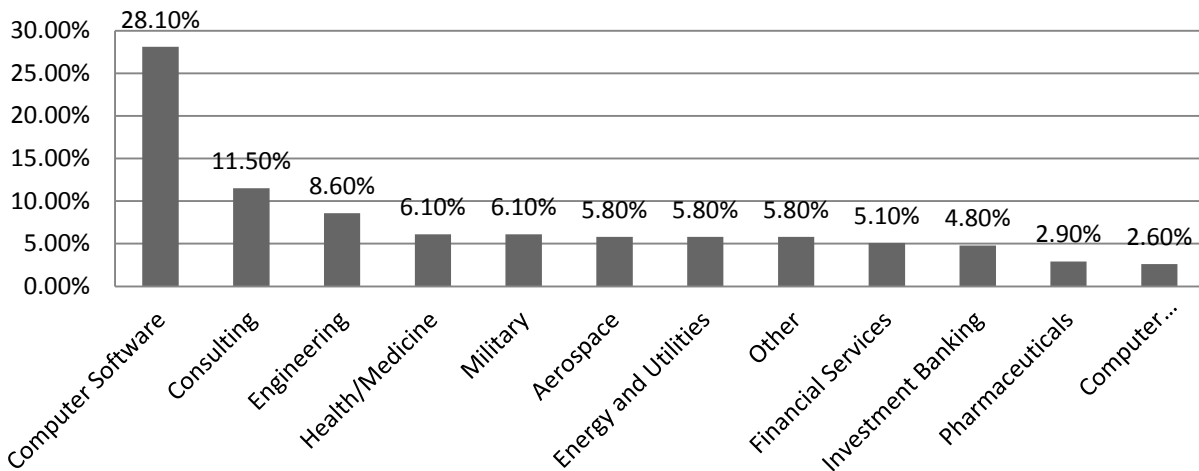
Industry	Bachelors %
Computer Software	28.10%
Consulting	11.50%
Engineering	8.60%
Health/Medicine	6.10%
Military	6.10%
Aerospace	5.80%
Energy and Utilities	5.80%
Other	5.80%
Financial Services	5.10%
Investment Banking	4.80%
Pharmaceuticals	2.90%
Computer Hardware/Electrical Engineering	2.60%
Industrial and Consumer Manufacturing	1.90%
Communications, Arts, Entertainment	1.90%
Chemicals and Materials	1.60%
Business Services	1.30%
Non-Profit Agency or NGO	1.00%
Education	0.60%
Law	0.60%
Automotive and Transportation	0.30%
Architecture	0.30%

### INDUSTRIES FOR JUNE 2014 GRADUATES (Masters)

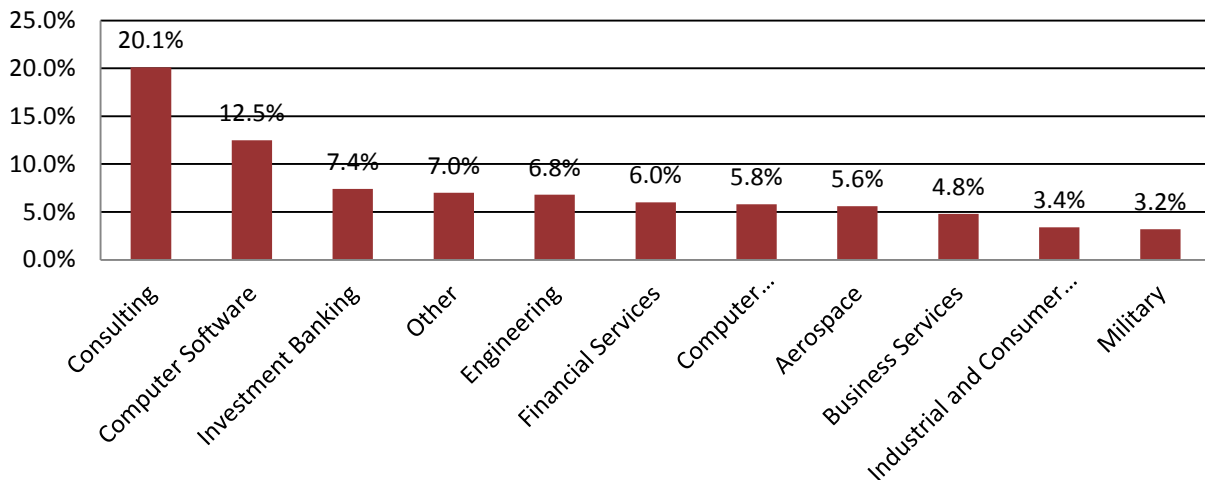
Industries	Masters'
Computer Software	11.0%
Consulting	21.1%
Other	8.2%
Engineering	6.9%
Financial Services	6.4%
Investment Banking	5.7%
Business Services	5.3%
Aerospace	4.6%
Energy and Utilities	4.3%
Industrial and Consumer Manufacturing	4.3%
Computer Hardware/Electrical Engineering	3.7%
Military	3.4%
Education	2.5%
Government	2.3%
Automotive and Transportation	2.1%

Pharmaceuticals	2.1%
Architecture	1.8%
Chemicals and Materials	1.1%
Health/Medicine	1.1%
Non-Profit Agency or NGO	0.9%
Communications, Arts, Entertainment	0.9%
Law	0.2%

### Top Industries for June 2014 Bachelor's Graduates



### Top Industries for June 2014 Master's Graduates

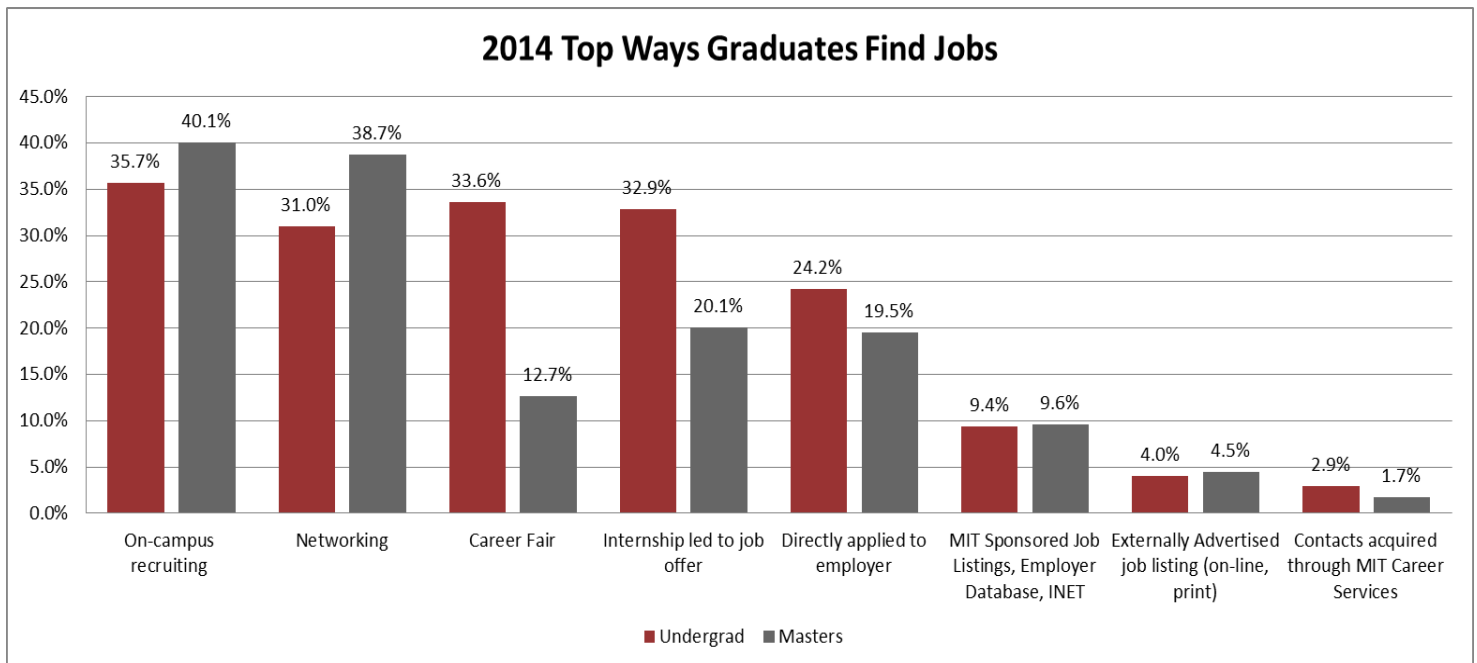




## HOW DID MIT GRADUATES FIND THEIR JOBS?

(Graduates could check all that applied so the number will be more than 100%)

	Bachelors	Masters
On-campus Recruiting	35.7%	40.1%
Networking	31.0%	38.7%
Career fair	33.6%	12.7%
Internship led to job offer	32.9%	20.1%
Directly applied to employer	24.2%	19.5%
Other	13.5%	19.3%
MIT Sponsored Job Listings, Employer Database, INET	9.4%	9.6%
Externally Advertised job listing (on-line, print)	4.0%	4.5%
Contacts acquired through MIT Career Services	2.9%	1.7%



WHEN DID WORKING GRADUATES BEGIN THEIR JOB SEARCH AND RECEIVE THE JOB OFFER THEY ACCEPTED?

Month	Bachelors		Master's	
	Begin Search	Received Offer	Begin Search	Received Offer
Prior to September 2013	26.5%	17.2%	31.1%	23.2%
September 2013	37.7%	6.9%	25.4%	4.4%
October 2013	7.3%	12.2%	6.3%	10.2%
November 2013	3.6%	16.0%	2.8%	10.8%
December 2013	0.7%	6.0%	3.7%	7.2%
January 2014	5.1%	6.6%	6.5%	8.0%
February 2014	4.6%	5.3%	4.4%	4.0%
March 2014	2.9%	7.2%	3.3%	10.0%
April 2014	2.9%	9.7%	1.8%	8.6%
May 2014	1.5%	8.2%	3.0%	7.0%
June 2014	1.5%	1.6%	1.6%	2.6%
July 2014	1.2%	1.3%	0.7%	1.8%
August 2014	0.7%	1.6%	0.9%	0.6%
Other	3.6%		8.5%	

HOW MUCH TIME DID YOU HAVE TO ACCEPT THE OFFER THAT YOU RECEIVED

Time	Bachelors	Master's
1 week of less	10.8%	17.4%
2 weeks	27.3%	18.1%
3 weeks	12.4%	6.7%
4 weeks	12.1%	9.3%
5 weeks	2.2%	2.8%
6 weeks	3.8%	2.6%
7 weeks	0.6%	0.6%
2 months	7.6%	10.5%
3 months	5.1%	8.1%
4 months	0.6%	4.7%
5 months	1.0%	0%
6 months or longer	1.6%	1.4%
The offer did not have an expiration date	14.6%	15.6%
I have not accepted an offer	0.3%	2.0%

WHAT IS THE AVERAGE NUMBER OF JOB APPLICATIONS/INTERVIEWS/JOB OFFERS?

Degree Level	Job Applications	1 <sup>st</sup> Round Job Interviews	Onsite Interviews	2 <sup>nd</sup> or 3 <sup>rd</sup> Round Onsite Interviews	Offers
Bachelors	12	5	2	2	2
Masters	15	6	3	2	2

WHAT PERCENTAGE OF WORKING GRADUATES NEGOTIATED THEIR SALARY AND BONUS?

Degree Level	Negotiated Salary	Negotiated Bonus
Bachelors	17.5%	13.5%
Masters	26.0%	21.7%

WHAT WAS THE AVERAGE NEGOTIATED INCREASE IN SALARY AND BONUS?

Degree Level	Increase in Salary	Increase in Bonus
Bachelors	\$6,332	\$8,973
Masters	\$11,159	\$16,656

WHAT WAS THE PERCENTAGE OF GRADUATES WHO WENT ON TO A START-UP COMPANY?

Degree Level	Company is considered a Start-up
Bachelors	19.6%
Masters	15.7%

WHAT PERCENTAGE OF WORKING GRADUATES FOUND JOBS RELATED TO THEIR MAJORS?

Degree Level	YES	NO	NOT SURE
Bachelors	78.8%	15.6%	5.6%
Masters	91.4%	5.4%	3.2%

DO YOU EXPECT TO BE WORKING INSIDE OR OUTSIDE THE U.S.?

Degree Level	In U.S. (including Puerto Rico, territories, etc)	Outside U.S.
Bachelors	93.8%	5.3%
Masters	77.5%	20.5%

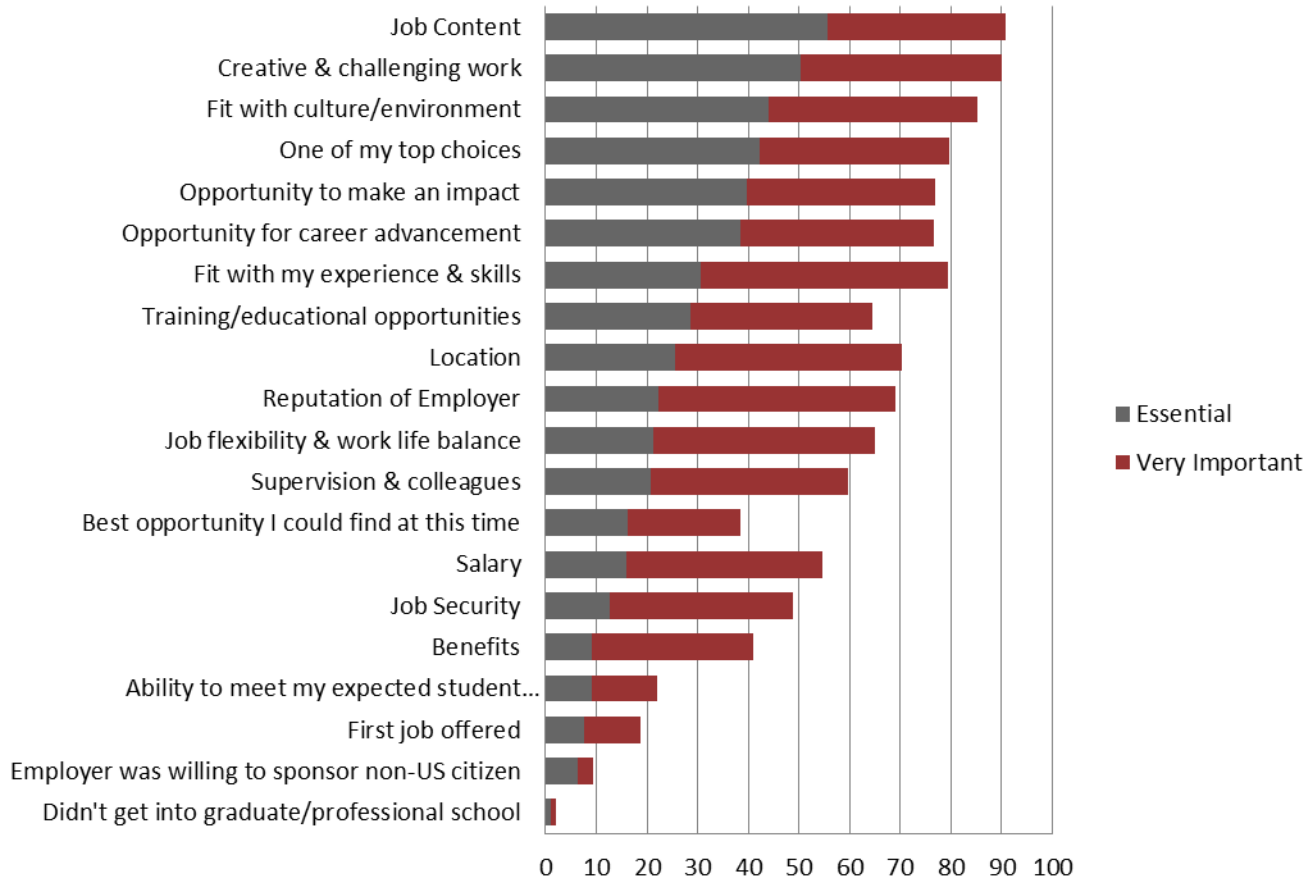
TOP US DESTINATIONS for JUNE GRADUATES WORKING

US STATE	% of Bachelor's	% of Master's
Massachusetts	32.2%	27.9%
California	24.0%	25.8%
New York	14.4%	12.9%
Texas	4.5%	5.2%
Washington	4.1%	6.5%
Pennsylvania	3.4%	1.8%
Illinois	1.7%	2.6%
District of Columbia	1.0%	2.6%
Michigan	2.4%	1.3%
Virginia	2.4%	1.0%
Connecticut	1.0%	1.3%
Maryland	0.7%	1.0%
Oregon	0.7%	0.3%

WHAT FACTORS AFFECTED YOUR DECISION TO ACCEPT A JOB OFFER?  
WORKING BACHELOR'S GRADUATES?

Factors	Essential	Very Important	Somewhat Important	Not Important
Job Content	55.6	35.2	7.9	1.3
Creative & challenging work	50.2	39.9	9.0	1.0
Fit with culture/environment	44.1	41.1	12.2	2.6
One of my top choices	42.3	37.3	12.7	7.7
Opportunity to make an impact	39.8	37.1	21.4	1.7
Opportunity for career advancement	38.5	38.2	18.9	4.3
Fit with my experience & skills	30.7	48.7	18.3	2.3
Training/educational opportunities	28.6	35.9	25.3	10.2
Location	25.5	44.8	24.5	5.2
Reputation of Employer	22.2	46.7	24.8	6.3
Job flexibility & work life balance	21.3	43.7	29.0	6.0
Supervision & colleagues	20.7	39.0	32.3	8.0
Best opportunity I could find at this time	16.1	22.4	30.1	31.4
Salary	16.0	38.6	34.3	11.1
Job Security	12.7	36.1	37.8	13.4
Benefits	9.2	31.7	44.8	14.4
Ability to meet my expected student loan/education debt payments	9.1	12.8	16.2	62.0
First job offered	7.7	11.0	27.0	54.3
Employer was willing to sponsor non-US citizen	6.3	3.0	2.3	88.4
Didn't get into graduate/professional school	1.0	1.0	5.8	92.2

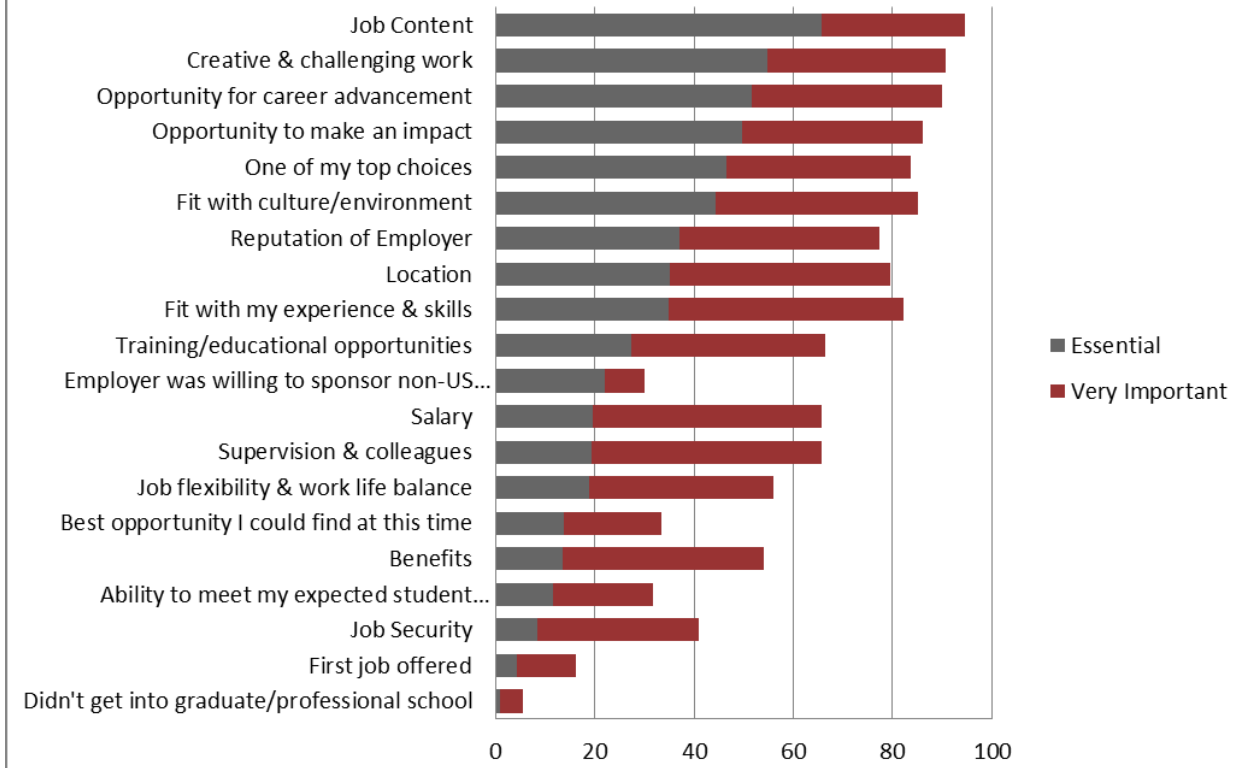
## Factors Affecting Decision to Accept Job Offer for Bachelor's Graduates



WHAT FACTORS AFFECTED YOUR DECISION TO ACCEPT A JOB OFFER?  
WORKING MASTERS' GRADUATES

Factors	Essential	Very Important	Somewhat Important	Not Important
Job Content	65.8	28.7	5.3	0.2
Creative & challenging work	54.8	35.9	9.1	0.2
Opportunity for career advancement	51.6	38.5	7.2	2.7
Opportunity to make an impact	49.8	36.3	12.5	1.5
One of my top choices	46.5	37.2	11.6	4.7
Fit with culture/environment	44.4	40.7	14.4	0.06
Reputation of Employer	37.1	40.2	18.2	4.6
Location	35.1	44.4	17.9	2.7
Fit with my experience & skills	34.9	47.3	16.6	1.2
Training/educational opportunities	27.4	39.1	27.4	6.2
Employer was willing to sponsor non-US citizen	22.1	8.0	5.0	64.9
Salary	19.5	46.3	27.8	6.4
Supervision & colleagues	19.3	46.4	28.3	6.0
Job flexibility & work life balance	18.9	37.1	37.6	6.4
Best opportunity I could find at this time	13.8	19.7	22.4	44.0
Benefits	13.6	40.4	36.7	9.3
Ability to meet my expected student loan/education debt payments	11.5	20.3	19.9	48.2
Job Security	8.5	32.5	45.6	13.3
First job offered	4.2	11.9	18.5	65.4
Didn't get into graduate/professional school	0.9	4.6	5.5	89.0

## Factors Affecting Decision to Accept Job Offer for Masters Graduates





## Graduate and Professional School

WHAT TYPE OF DEGREE WERE GRADUATES PURSUING?  
(Graduates could check all that applied so the number will be more than 100%)

	MENG	MS	MA	MBA	PHD/ScD	JD	MD/DDS /DVM	Other
Bachelors	30.1%	23.0%	0.9%	0.4%	39.4%	0%	14.1%	4.0%
Masters	0%	3.4%	1.1%	0%	90.9%	1.1%	1.1%	3.4%

WHAT WAS THE AVERAGE GRADUATE/PROFESSIONAL SCHOOL APPLICATIONS/ACCEPTANCES?

Degree Level	Applications	Acceptances
Bachelors	5	3
Masters	3	2

TOP GRADUATE/PROFESSIONAL SCHOOL DESTINATIONS

University	# of Students
MIT	161
Harvard University	18
Stanford University	24
UC Berkeley	12
University of Illinois-Urbana Champaign	5
University of Cambridge	5
Boston University	4
University of Michigan	4
University of Wisconsin-Madison	4
Princeton University	3
Yale University	3
Columbia University	2

## TOP U.S. DESTINATIONS FOR GRADUATE SCHOOL

US STATE	% of Bachelor's	% of Master's
Massachusetts	57.0%	85.7%
California	20.0%	7.8%
Illinois	4.5%	1.3%
New York	2.5%	1.3%
Michigan	2.0%	0%

### Additional Experiences

WHAT PERCENTAGE OF THE CLASS OF 2014 COMPLETED AN INTERNSHIP WHILE IN THEIR CURRENT PROGRAM?

	YES	NO	DON'T KNOW
Bachelors	78.2%	21.8%	0%
Masters	47.4%	52.6%	0%

WHAT PERCENTAGE OF THE CLASS OF 2014 COMPLETED AN INTERNATIONAL EDUCATIONAL EXPERIENCE?

	YES	NO	DON'T KNOW
Bachelors	42.7%	57.3%	0%
Masters	31.9%	68.1%	0%

WHAT PERCENTAGE OF THE CLASS OF 2014 COMPLETED UROPS?

	YES	NO	DON'T KNOW
Bachelors	87.8%	11.8%	0.5%
Masters	16.3%	43.5%	40.2%

WHAT PERCENTAGE OF THE CLASS OF 2014 HAD LEADERSHIP EXPERIENCE?

	YES	NO	DON'T KNOW
Bachelors	64.6%	22.6%	12.7%
Masters	48.0%	33.9%	18.0%

WHAT PERCENTAGE OF THE CLASS OF 2014 COMPLETED A SERVICE EXPERIENCE?

	YES	NO	DON'T KNOW
Bachelors	54.7%	32.8%	12.5%
Masters	23.2%	53.1%	23.6%

DO YOU PLAN TO ATTEND GRADUATE/PROFESSIONAL SCHOOL IN THE FUTURE?

	YES, Now while I'm Employed	YES, in 1-2 yes	YES, in 3-5 years	YES, in 5+ years	NO	DON'T KNOW
Bachelors	2.6%	28.5%	26.0%	1.0%	9.0%	32.9%
Masters	1.7%	3.6%	5.8%	3.0%	56.53%	29.6%

***2014 Undergraduate Employers by Department***

Results are based on student report and not representative of all employers who hire MIT students by department.

Course (Course Number)	Employers
<b>Civil &amp; Environmental Engineering (1)</b>	NRG Energy, ExxonMobil, Opower, Air Liquide, Schlumberger, Shell Lubricants
<b>Mechanical Engineering (2)</b>	Sonos, Apple, Vecna, Chrysler Group, Karem Aircraft, MXO, Climate Corporation, Goldman Sachs, McKinsey & Company, Intel, Shell, SIG, Amazon, Oracle, ExxonMobil, Ford Motor Company, General Electric, Aurora Flight Sciences, SunEdison, MindTribe, Pioneer Natural Resources, AB Inbev, Boeing, Compass Automation, Quirky Inc., Formlabs, Grove Labs, A*STAR, Global Cycle Solutions, Primaria, ELLO Operations, BetterCompany, MIT Media Lab, Sonabos Technologies, Cambridge Brewing Company, New Valence Robotics
<b>Materials Science and Engineering (3)</b>	ExxonMobil, W.L Gore & Associates, MIT Lincoln Laboratory, Ball Aerospace and Technologies Corp, Altman Vilandrie and Company, Dell, General Motors, Samsung Electronics, Accenture, IBM, Dish Network, Accenture, Unilife, Epic Systems, Goldman Sachs, J.P. Morgan, Wristify,
<b>Architecture (4)</b>	Lob.com Inc, TriPyramid Structures, Disney Interactive Group
<b>Chemistry (5)</b>	Appian
<b>EECS (6-1)</b>	NetApp, Samsung, WiTricity, Boeing
<b>EECS (6-2)</b>	ViralGains, Formlabs, Google, Microsoft, Dropbox, Facebook, DE Shaw & Co, Palantir, SiliconLabs, Juntos Finanzas, Oracle, J.P. Morgan, Grove Labs, Socedo Inc., Bluefin Trading, athenahealth, Artsy, New Valence Robotics, Infinidat, McKinsey & Company

<b>Course (Course Number)</b>	<b>Employers</b>
<b>EECS (6-3)</b>	Adtrib, Amazon, Appboy, athenahealth, Bank of America, Box Inc., Bridgewater Associates Cambium Learning Group, Demeterr, Etsy, Formlabs, General Motors, Goldman Sachs, Google, GrammaTech, Homejoy, IguanaBee, Jolt Sensors, McKinsey & Company, Microsoft, MiradQuora, Mirador Technologies Inc., Morgan Stanley, Oracle, Palantir, Quizlet, Quora, SIG, Square, TellApart, Yext, Zinc
<b>EECS (6-7)</b>	Vecna, Yelp, Broad Institute, athenahealth, Oracle, Seven Bridges Genomics, Clearview Healthcare Partners, NASA
<b>Biology (7)</b>	Broad Institute, Hospital for Special Surgery, Dana Farber Cancer Institute, Massachusetts General Hospital, Boston Children's Hospital, Ragon Institute, Harvard Medical School
<b>Physics (8)</b>	JPL, MIT Plasma Science Fusion Center, Flux, Jane Street Capital, Mevion Medical Systems, Bridgewater Associates,
<b>Brain and Cognitive Sciences (9)</b>	Alleman Hall McCoy Russell & Tuttle LLP, Cranback & Company, McKinsey & Company, Oracle, Epic Systems, Accenture, athenahealth, Cardiovascular Research Foundation, Vayner Media, Mount Sinai School of Medicine, University of Pennsylvania, Massachusetts General Hospital, Interscope/Insomniac Records
<b>Chemical Engineering (10)</b>	SunEdison, BP, Sigma Phi Epsilon Fraternity, Schlumberger, Intel, Exxon Mobil, Shell, The Boston Consulting Group, Accenture, Pioneer Natural Resources, Merck, ThoughtWorks, Tecnicas Reunidas, Applied Predictive Technologies, Fluor Enterprises Inc., 3M, AthenaHealth, InVivo Therapeutics, Anheuser-Busch, Procter and Gamble, Samsung Engineering, MIT DMSE, Chevron
<b>Urban Studies and Planning (11)</b>	
<b>EAPS (12)</b>	Bain & Company
<b>Economics (14)</b>	Advisory Board Company, Morgan Stanley, Bracebridge Capital, RBC Capital Markets, Philadelphia Eagles, Cru, Abdul Latif Jameel Poverty Action Lab, Ferrari S.p.A., The National Bureau of Economics, McKinsey & Company
<b>Management (15)</b>	Wayfair, Vivint, Accenture, Pearl Meyer & Partners, Bloomberg, Morgan Stanley, Barclays, Boston Consulting Group, The Vanguard Group, Morgan Stanley, J.P. Morgan, SIG, PwC, The Walt Disney Company, Miramixm Mirarc, McKinsey & Company
<b>Aeronautics and Astronautics (16)</b>	Booz & Company, Blue Origin, Bell Helicopter, US Air Force, Boston Consulting Group, Morgan Stanley, SpaceX, JPL, U.S. Navy, Lockheed Martin, Avidyne Corporation, McKinsey and Company
<b>Political Science (17)</b>	Deutsche Bank, Bain & Company, Analysis Group
<b>Mathematics (18)</b>	MIT Lincoln Lab, AdHarmonics, Cogo Labs, Google, Apple, Oliverly Wyman, Pocket Gems, Applied Predictive Technologies, McKinsey & Company, Teach for America, Clarion Partners, Hudson River Trading, SIG, Oc&c Strategy Consultants, Dropbox, Bloomberg
<b>Mathematics with Computer Science (18C)</b>	Adharmonics, Oracle, Google Amazon, Goldman Sachs, Spot Trading, Asana, Boston Scientific, Quartz
<b>Biological Engineering (20)</b>	Dana Farber Cancer Institute, McKinsey & Company, PwC, Booz Allen Hamilton, Merrimack Pharmaceuticals, Neurotech USA Pharmaceuticals, Yale School of Medicine, Morgan Stanley

Course (Course Number)	Employers
Humanities (21)	Oracle
Nuclear Engineering (22)	

### *2014 Masters Employers by Department*

\* Results are based on student report and not representative of all employers who hire MIT students by department.

Course (Course Number)	Employers
<b>Civil &amp; Environmental Engineering (1)</b>	Arup, MMM Group, Wisconsin Department of Natural Resources, Arcadis, Weidlinger, Thornton Tomasetti, Nishkian Menninger, Microsoft, Aflac, Cambridge Systematics, CDM Smith, Fire Technology, S.A.C., Stevenson & Associates, EBI, Langan Engineering and Environmental Services, Gilsanz Murray Steficek, CTIE Water Evaluation Team, Simpson Gumpertz & Heger, Port Authority of NY & NJ, US Army, Ward & Burke Microtunneling Ltd., Gradient, InterVISTAS, Steer Davies Gleave, CPCS Transcom,
<b>Mechanical Engineering (2)</b>	Boston Scientific, Boeing, Big 3 Precision Products, Magic Leap, The Cadmus Group, ASML, Schlumberger, Genentech, Intel, Amazon, MarkForged, Apple, ExxonMobil, McKinsey & Company, Amgen, Advantix Systems, Boeing, AvaTech, SpaceX, National Grid, PwC, Unilife, US Coast Guard, US Navy, MIT, Draper Labs
<b>Materials Science and Engineering (3)</b>	
<b>Architecture (4)</b>	Santos Prescott and Associates, Kyu Sung Woo Architects, Howeler + Yoon Architects, Uber, Naga, Community Consortium, MIT
<b>EECS (6-1)</b>	Maxim Integrated
<b>EECS (6-2)</b>	Intel, Broadway Technology, Palantir, Ginger.io, Lumosity, Microsoft, Facebook, Citadel, Apple, Google, Amazon, Oracle, NASA, US Navy, Twitter, Localytics, You Technology Inc., crowdSOS, Vtech Engineering, GoDaddy, US Army, MIT Lincoln Laboratory, Pacific Construction Group,
<b>EECS (6-3)</b>	Medium, EagerPanda, Benchling, Box, Dropbox
<b>Chemical Engineering (10)</b>	ExxonMobil
<b>Urban Studies and Planning (11)</b>	MIT, McKinsey & Company, Asia Foundation, World Bank, Harvard Business School, Madison Park Development Corp, Interaction Institute for Social Change, CoLab, MIT Community Innovators Lab, City of Baltimore, CAUPD, The Neighborhood Developers
<b>EAPS (12)</b>	ENVIRON
<b>Management (15)</b>	2 <sup>nd</sup> .md, AB Inbev, Abbot Labs, Allsaints Spitalfields, Altisource Labs, Amazon, American Tower Corporation, Analysis Group, Apple, Applied Materials, athenahealth, Auris Medicalm Bain & Co, Bank of America, Bank of Tokyo, Barnacle, Boston Consulting Group, Bechtel, Bigcommerce, Black River Asset Management, BTG Pactual, Business Synergy Inc., Capgemini Consulting, Capital InvestMX, Cartesian, Citigroup, Clean Power Finance, Consortium Capital, Credit Suisse, Cru,

Course (Course Number)	Employers
	CVS Caremark, Cyrela Brazil Realty, Daktari Diagnostics, Dalberg Global Development Advisors, Danaher, Dell, Deloitte, Deutsche Bank, Development Bank of Japan, Directv, ebay, ecovent, Eli Lilly & Company, Facebook, Firmcast, Flatiron, Friendemic, GE, Genentech, Goldman Sachs, Google, Greenvines, Hanwha Chemical, Headtalk Inc., Heinz, Huga, Intel, Inzpiral, JD.com, J.P. Morgan, L.E.K. Consulting, LG Electronics, Liberty Mutual, Linkedin, LTG Exam Prep Platform, MacroGenics, Maiaki, Market Track LLC, MasterCard, MC10, McKinsey & Company, Merrimack Analysis Group, Metalsa, Microsoft, Mirakel Technologies, MIT Energy Initiative, Mitsubishi, Monitor Deloitte, Morgan Stanley, New Channel, Nivela, Noble Brewer Beer Company, Nomura, North Star Anesthesia, Oc&c Strategy Consultants, Palantir, Pearson Affordable Learning Fund, PIMCO, PwC, QID Technologies, Quantified, Raytheon, Roll Global, Samsung, SanDisk, Sanofi, Schlumberger, Simmons & Company International, Simon Property Group, Smith & Nephew, Strategy&, Sturm, Ruger, & Co., Sumitomo Mitsui Banking Corporation, TABELog Inc., Telefonica, The Bridgespan Group, The Rock Creek Group, Tokyo Gas Co., Ltd., Transacciones e Inversiones Arizona S.A., Twitter, Twoxar, UBS, UCSD, US Army, Verger Capital Management, Viacom, VMWare, Walmart, Wayfair, Waypoint Leasing, Winterline Foundation, WPP
<b>Management Studies</b>	Kabam, Amazon, HyFlux Ltd., Scandaza, Analysis Group, Mckinsey & Company, Deloitte, Oliver Wyman, MicroEnsure, Bureaux, Science Inc., The Man Group, Samsung
<b>Master of Finance (MFin)</b>	Ross Jeffrey & Antle, Gerald Metals, Fortress Investment Management, Morgan Stanley, Deutsche Bank, Dow Chemical, Deloitte, Barclays Capital, Sanford Bernstein, Glencore, Boston Consulting Group, Goldman Sachs, Prudential Capital Group, Bank of America Merrill Lynch, Oliver Wyman, Analysis Group, State Street, American Modern Insurance Group, Bain Consulting, Central Bank of Chile, Loomis Sayles, CME, Goldman Sachs, Tudor Investment Corporation, Nomura, RMI International, Government of Singapore Investment Corporation, Dimensional Fund Advisors, Sanders Capital
<b>Aeronautics and Astronautics (16)</b>	SpaceX, MathWorks, Boeing, Zee.Aero, Apple, Goldman Sachs, Google, Sandia National Laboratories, Northrop Grumman, Lockheed Martin, Orbital Sciences, Raytheon, Air Force Research Laboratory, European Space Agency, US Navy, GE Aviation, MIT Lincoln Laboratory, US Air Force, Korean Institute of Science and Technology, Advantix Systems R&D, French Ministry of Defense
<b>Biological Engineering (20)</b>	Amgen
<b>Nuclear Engineering (22)</b>	Locheed Martin, US Navy
<b>Computation for Design and Optimization (CDO)</b>	
<b>Engineering Systems Division (ESD)</b>	Apple, Coyote Logistics, SpaceX, KPMG, American Bureau of Shipping, The Hershey Company, Tesla, AT&T, PwC, Converse, AB Inbev, Schlumberger, Amazon, Deloitte, Cummins, Facebook Niagara Bottling, MasterCard, Synopsys Inc., VMWare, Palantir, Verizon, McKinsey & Company, Boeing, Bain Consulting, CB&I, Third Way, Draper Labs, Starbucks, Nike, Oliver Wyman, Deere & Company, Avalanche Energy, Sprout Social, US Navy, Google, Central Japan Railway Company, FEMA, US Air Force, East Japan Railway Company, Dassault Systems,

<b>Health Sciences and Technology— Harvard-MIT (HST)</b>	
<b>Media Arts and Sciences (MAS)</b>	Rocket Fuel
<b>Operations Research (OR)</b>	U.S. Air Force, Draper Labs

## 2014 Employers of International Students

\*Some Companies made more than 1 hire but are only represented once on the charts below.

<b>Employers of International Undergraduates</b>			
Adharmonics	Bluefin trading	GammaTech	Sonos
Advisory Board Company	Box Inc.	McKinsey	TellApart
Applied Predictive Technologies	DE Shaw & Co	Oracle	
Avidyne Corporation	Goldman Sachs	Samsung Electronics	
A*STAR	Google	Samsung Engineering	

<b>Employers of International Masters</b>			
AB inbev	Dell	Maiaki	Schlumberger
AllSaints Spitalfields	Deloitte Consulting	MasterCard	Singapore Government
Altisource Labs	Deutsche Bank	McKinsey & Company	Strategy&
Amazon	Development Bank of Japan	Metalsa	Sumitomo Mitsui Banking Corporation
Apple	Directv	Microsoft	TABELog, Inc.
Auris Medical	Eli Lilly & Company (Thailand)	Mirakel Technologies	Telefonica
Bain	Eli Lilly Mexico	Mitsubishi Corporation	The Boston Consulting Group
Bank of Tokyo / NY	Flatiron	Morgan Stanley	Tokyo Gas Co.,Ltd.
Bechtel Ltd	GE	New Channel	Transacciones e Inversiones Arizona S.A.
BTG Pactual	Goldman Sachs	Nivela	UBS
Business Synergy Inc.	Google	Nomura	VMware
Capital InventMX	Greenvines	Palantir	Wayfair
Cartesian	Hanwha Cehmical	PwC	Winterline Foundation
Citi	Heinz	Real Estate Development	
Consulting firm	Inzpiral	Samsung Global Strategy	
Cyrela Brazil Realty	JPMorgan	SanDisk	
Danaher	LG Electronics	Sanofi	

## 2014 MIT Employers

\*Some Companies made more than 1 hire but are only represented once on the charts below.

<b>Employers of Undergraduates</b>			
3M	ClearView Healthcare Partners	Jolt Sensors	RBC Capital Markets
A*STAR (Singapore)	Climate Corporation	J-PAL Global Cambridge Office	Samsung Electronics
Accenture	Cogo Labs	Juntos Finanzas	Samsung Engineering
AdHarmonics	Compass Automation	Karem Aircraft	Schlumberger
Adtrib	Cru	Lob.com Inc	Zinc
Advisory Board Company	Cushman and Wakefield/Investment Banking and Corporate Finance	Lockheed Martin	Seven Bridges Genomics
Air Liquide	Dana Farber Cancer Institute	Massachusetts General Hospital	Shell
Alleman Hall McCoy Russell & Tuttle LLP	DE Shaw & Co	McKinsey & Co	SIG
Altman Vilandrie and Company	Dell Inc.	Merck	Sigma Phi Epsilon, Fraternity
Amazon	Demeterr	Merrimack Pharmaceuticals	Silicon Labs
Analysis Group	Deutsche Bank	Mevion Medical Systems	Socedo, Inc.
AB Inbev	Dish Network	Microsoft	Sonabos Technologies
Appboy	Disney Interactive Group	MindTribe	Sonos
Appian	Disney Music Group	Mirador Technologies Inc.	SpaceX
Apple	Dropbox	Miramix, Inc	Spot trading
Applied Predictive Technologies	ELLO Operations	Mirarc	Square
Artsy	Epic	MIT	Startup
Asana	Epic Systems	MIT Lincoln Laboratory	SunEdison
athenahealth	Etsy	Morgan Stanley	Susquehanna International Group
Aurora Flight Sciences	ExxonMobil	Mount Sinai School of Medicine	Teach for America
Avidyne Corporation	Facebook	MXO	Tecnicas Reunidas
Bain	Ferrari, S.p.A	NASA Ames	TellApart
Bain & Company	Fluor Enterprises Incorporated	NASA Jet Propulsion Labs	The Boston Consulting Group
Ball Aerospace and Technologies Corp	Flux	NetApp	The National Bureau of Economics Research
Bank of America	Ford Motor Company	Neurotech USA Pharmaceuticals	The Vanguard Group
Barclays	Formlabs	New Valence Robotics	The Walt Disney Company
Bell Helicopter	GDF Suez	New Valence Robotics Corporation	ThoughtWorks
BetterCompany	General Electric	NRG Energy Station A	TriPyramid Structures
Bloomberg LLP	General Motors	OC&C	Unilife
Blue Origin	Global Cycle Solutions	Oliver Wyman	UPenn, Thompson-Schill Lab,
Bluefin trading	Goldman Sachs	Opower	US Air Force
Boeing	Google	Oracle	US Navy



Booz & Company	GrammaTech	Oracle Corporation	Vayner Media
Booz Allen Hamilton	Grove Labs	Palantir	Vecna Technologies
Boston Children's Hospital Alt Lab	Harvard Medical School	Palantir Technologies, Inc.	ViralGains
Boston Scientific	Homejoy	Paxata	Vivint Innovation Center
Box Inc.	Hospital for Special Surgery	Pearl Meyer & Partners	W.L. Gore and Associates
BP	Hudson River Trading	Philadelphia Eagles	Wayfair
Bracebridge Capital	IBM	Pioneer Natural Resources	WiTricity
Bridgewater Associates	IguanaBee	Pocket Gems	Wristify
Broad Institute	Infinidat	Primaira	Yale School of Medicine, Blumenfeld Lab
Cambium Learning Group	Intel	Procter and Gamble	Yelp!
Cambridge Brewing Company	Intel Corporation	PwC	Yext
Canback & Company	Interscope/Insomniac Records	Quartz	
Cardiovascular Research Foundation	InVivo Therapeutics	Quirky Inc.	
Chevron	J.P. Morgan	Quizlet	
Chrysler Group LLC	Jane Street Capital	Quora	
Clarion Partners	Jet Propulsion Lab	Ragon Institute	

<b>Employers of Masters</b>			
2nd.md	Credit Suisse	Kabam	Roll Global
Abbott labs	crowdSOS	Korea Institute of Science and Technology	Ross Jeffrey & Antle
Advantix Systems	Cru	KPMG	Samsung Global Strategy
Aflac	Cummins Inc	Kyu Sung Woo Architects	Samsung SDI
Air Force Research Laboratory	CVS	L.E.K Consulting	Sanders capital
AllSaints Spitalfields	Cyrela Brazil Realty	Langan Engineering and Environmental Services	Sandia National Laboratories
Altisource Labs	Daktari Diagnostics	LEK Consulting	SanDisk
Amazon	Dalberg Global Development Advisors	LG Electronics	Sanford Bernstein
American Bureau of Shipping	Danaher	Liberty Mutual Investments	Sanofi
American Modern Insurance Group	Dassault Systemes	LinkedIn	Santos Prescott and Associates
American Tower Corporation	Deere and Company	Localytics	Scandza
Amgen	Dell	Lockheed Martin	Schlumberger
Analysis Group	Deloitte	Loomis Sayles	Science Inc
Anheuser-Busch InBev	Deloitte Consulting	LTG Exam Prep Platform	Simmons & Company International
Apple	Deutsche Bank	Lumosity	Simon Property Group
Applied Materials / Corp Ventures / M&A	Development Bank of Japan	MacroGenics	Simpson Gumpertz & Heger
Arcadis	Dimensional Fund Advisors	Madison Park Development Corporation	Singapore Government

Arup	Directv	Magic Leap	Smith & Nephew
Asia Foundation	Disney Interactive Group (Tokyo)	Maiaki	SpaceX
ASML	Dow Chemical Company	Man Group plc	Sprout Social
AT&T	Draper Laboratory	Market Track, LLC	Starbucks
athenahealth, Inc	Dropbox	MarkForged	State Street Associates
Auris Medical	EagerPanda	Massachuse	Steer Davies Gleave
Avalanche Energy, Inc.	East Japan Railway company	MasterCard	Stevenson & Associates
AvaTech	ebay	MathWorks	Strategy&
Bain & Co	EBI	Maxim Integrated	Sturm, Ruger, & Co
Banco de la Republica	ecovent Corp.	MC10	Sumitomo Mitsui Banking Corporation
Bank of America Merrill Lynch	MIT Edgerton Center	McKinsey & Company	Synopsys Inc
Bank of Tokyo / NY	Eli Lilly & Company (Thailand)	Medium (Obvious corporation)	TABELog, Inc.
Barclays Capital	Eli Lilly Mexico	Merrimack Analysis Group	Telefonica
Barnacle	ENVIRON	Metalsa	Tesla
Bechtel Ltd	European Space Agency - European Astronaut Centre	MicroEnsure	The Bridgespan Group
Benchling	ExxonMobil	Microsoft	The Cadmus Group
Big 3 Precision Products	Facebook	Mirakel Technologies	The Hershey Company
Bigcommerce	Federal Emergency Management Agency	MIT	The Neighborhood Developers
Black River Asset Management	Fire Technology S.A.C.	MIT Lincoln Laboratory	The Rock Creek Group
Boeing	Firmcast Inc.	Mitsubishi Corporation	Third Way
Boston Consulting Group	Flatiron	MMM Group	Thornton Tomasetti (NYC)
Boston Scientific	Fortress Investment Group	Monitor Deloitte	Tokyo Gas Co.,Ltd.
Box	French Ministry of Defence	Morgan Stanley	Transacciones e Inversiones Arizona S.A.
Broadway Technology	Friendemic	Naga	Tudor Investment Corporation
BTG Pactual	GE	NASA GSFC	Twitter
Bureaux (tentative name)	Genentech	National Grid	Twoxar
Business Synergy Inc.	Geode Capital Management	New Channel	Uber
Cambridge Systematics	Gerald Metals	Niagara Bottling LLC	UBS
Capgemini Consulting	Gilsanz Murray Steficek	Nike	UCSD
Capital InventMX	Ginger.io	Nishkian Menninger	Unilife
Cartesian	Glencore	Nivela	U.S. Air Force
CAUPD, Shanghai, China	GoDaddy	Noble Brewer Beer Company	U.S. Army
CB&I / Oil and Gas EPC	Goldman Sachs	Nomura	U.S. Coast Guard
CDM Smith	Google	North Star Anesthesia	U.S. Navy
Central Bank of Chile	Government of Singapore Investment Corporation	Northrop Grumman	Verger capital management
Central Japan Railway Company	Gradient	OC&C Strategy Consultants	Verizon
Charles Stark Draper Lab	Greenvines	Oliver Wyman	Viacom
Citadel	Hanwha Cehmical	Oracle	VMWare
CITE Water Evaluation Team	Harvard Business School	Orbital Sciences	Vtech Engineering
Citi	Headtalk, Inc	Pacific construction group	Walmart.com

Citigroup	Hedge Fund	Palantir	Ward & Burke Microtunneling Ltd.
City of Baltimore	Heinz	Pearson Affordable Learning Fund	Wayfair
Clean Power Finance	Howeler + Yoon Architects	PIMCO	Waypoint Leasing
CME	Hudson River Trading	Port Authority of New York & New Jersey	Weidinger Associates Inc
CoLab	Huge	Prudential Capital Group	Winterline Foundation
Community Consortium	Hyflux Ltd	PwC	Wisconsin Department of Natural Resources
Compañía de Inversiones Adriático	Intel Corporation	QID Technologies	World Bank
Consortium Capital	Interaction Institute for Social Change	Quantifind	WPP
Consultant	Intercorp	Quora	You Technology, Inc.
Converse	InterVISTAS	Raytheon	Zee.Aero
Coyote Logistics	Inzpiral	Real Estate Development	
CPCS Transcom	JD.COM	RMI International	
	JP Morgan	Rocket Fuel	

### 2014 Average Bachelors & Masters Salary by Course (US Dollars)

The numbers of respondents are in columns titled # after each salary amount. Blank represents 2 or less responses. \*Please note that the salary by major index fluctuates from year to year since major is not tied specifically to first jobs, therefore range of salaries are offered when possible.

2014 Bachelors Salary by Course (US Dollars)						
Course (Course Number)	#	Mean	Median	Salary Range	Sign-on Bonus Mean	Sign-on Bonus Median
Civil & Environmental Eng. (1)	6	75,083	68,912	17,000-110,000	6,000	5,000
Mechanical Engineering (2)	47	69,257	70,000	34,860-110,000	8,360	5,000
Materials Science & Eng. (3)	20	69,025	68,500	30,000-110,000	7,400	6,750
Architecture (4)	-					
Chemistry (5)	-					
EECS (6) Overall	91	92,346	100,000	15,000-195,000	15,700	10,000
Biology (7)	10	39,656	37,000	30,000-70,000	-	-
Physics (8)	5	79,600	80,000	38,000-125,000	12,500	12,500
Brain and Cognitive Sciences (9)	12	60,083	57,500	30,000-121,000	5,000	5,000
Chemical Engineering (10)	26	68,404	71,000	18,000-105,000	7,877	5,000
Urban Studies & Planning (11)	-					
EAPS (12)	-					
Economics (14)	12	61,958	67,500	37,500-85,000	10,500	10,000
Management (15)	18	73,389	71000	25,000-110,000	8,458	8,500
Aeronautics & Astronautics (16)	12	60,708	67,500	35,000-75,000	10,333	10,000
Political Science (17)	4	70,000	72,500	60,000-75,000	6,667	5,000

<b>Mathematics (18)</b>	36	93,917	88,500	15,000-350,000	16,000	10,000
<b>Biological Engineering (20)</b>	11	46,000	39,000	34,000-75,000		
<b>Humanities (21)</b>	-					
<b>Nuclear Engineering (22)</b>	-					
<b>Linguistics &amp; Philosophy (24)</b>	-					

<b>2014 Master's Salary by Course (US Dollars)</b>						
<b>Course (Course Number)</b>	<b>#</b>	<b>Mean</b>	<b>Median</b>	<b>Salary Range</b>	<b>Sign-on Bonus Mean</b>	<b>Sign-on Bonus Median</b>
<b>Civil &amp; Environmental Eng. (1)</b>	27	68,912	65,000	50,000-102,000	3,375	2,250
<b>Mechanical Engineering (2)</b>	35	100,200	100,000	36,000-140,000	13,250	15,000
<b>Materials Science &amp; Eng. (3)</b>	-					
<b>Architecture (4)</b>	6	67,673	56,520	38,000-110,000	-	-
<b>EECS (6) Overall</b>	43	99,907	105,000	32,000-161,000	18,333	15,000
<b>Chemical Engineering (10)</b>	-					
<b>Urban Studies &amp; Planning (11)</b>	11	59,185	58,000	13,000-135,000	-	-
<b>Management (15)</b>	278	122,795	120,000	62,000-500,000	26,616	25,000
<b>Aeronautics &amp; Astronautics (16)</b>	22	87,059	82,000	24,000-150,000	15,875	16,000
<b>Nuclear Engineering (22)</b>	3	75,833	75,000	-	-	-
<b>Media Arts and Science (MAS)</b>	-					
<b>CDO</b>	-					
<b>Engineering Systems Division (ESD)</b>	53	100,113	105,000	50,000-185,000	17,704	20,000
<b>Operations Research (OR)</b>	-					

## 2014 Bachelor's Industry & Employer Data

Industry	# of Students	Employers	Average Salary	Salary Range
<b>Aerospace and Defense</b>	19	Bell Helicopter, Booz & Company, Blue Origin, Lockheed Martin, JPL, Avidyne Corporation, McKinsey & Company, SpaceX, Karem Aircraft, Aurora Flight Sciences, Boeing, MIT Lincoln Lab, Ball Aerospace, NASA.	64,500	30,000-80,000
<b>Automotive and Transportation</b>	7	Ford Motor Company, Chrysler LLC, General Motors, Ferrari S.p.A.	62,750	37,500-67,000
<b>Business Services (Advertising, Real Estate, Retail)</b>	4	Disney Music Group, Adharmonics, Cushman Wakefield, Amazon, Vayner Media	71,300	60,000-80,000
<b>Chemicals and Materials</b>	5	Air Liquide, Shell, Schlumberger, Tecnicas Reunidas, 3M	59,500	24,000-86,500
<b>Communications, Arts, Entertainment (Sports, Media, Leisure, Film)</b>	6	Walt Disney Company, Quartz, Dish Networ, Disney Interactive Group, Interscope/Insomniac Records,	41,500	25,000-60,000
<b>Computer Hardware</b>	11	Intel, Apple, Dell, IBM, Silicon Labs, Oracle, Samsung Electronics	72,500	50,000-105,000
<b>Computer Software</b>	84	Adtrib, Amazon, Appboy, Appian, Apple Asana, athenahealth, Bloomberg, Boston Scientific, Box Inc., Cambium Learning Group, Temeterr, Dropbox, Epic, Etsy, Facebook Flux, Google, GrammaTech, Homejoy, IguanaBee, Infinidat, Juntos Finanzas, Lob.com, Microsoft, MIT Lincoln Laboratory, Morgan Stanley, Oracle, Palantir, Paxata, Pocket Gems, Quora, Seven Bridges Genomics, Socedo, Inc., Square, TellApart, Vecna, ViralGains, Yelp, Yext	98,000	50,000-165,000
<b>Consulting</b>	36	Accenture, Advisory Board Company, Altman Vilandrie and Company, Analysis Group, Applied Predictive Technologies, Bain & Company, Booz & Company, Boston Consulting Group, Cranback& Company, ClearView Healthcare Partners, Epic Systems, McKinsey & Company, OC&C, Oliver Wyman, Pearl Meyer & Partners, PwC, Thoughtworks	70,500	45,000-90,000
<b>Education</b>	2			

<b>Energy and Utilities</b>	20	Schlumberger, NRG Energy, ExxonMobil, Opower, SunEdison, Shell, Pioneer Natural Resources, Chevron, Vivint, GDF Suez, BP	85,500	62,000-101,000
<b>Engineering</b>	27	Fluor Enterprises, Samsung, MIT, Apple, MXO, Intel, General Electric, MindTribe, Compass Automation, A*Star, Primaria, Ello Operations, W.L. Gore and Associates, Quizlet, Jolt Sensors, Formlabs, New Valence Robotics, NetApp, WiTricity	68,000	35,000-125,000
<b>Financial Services (Commercial Banking, Insurance)</b>	17	Bridgewater Associates, Morgan Stanley, Barclays, SIG, PwC, Hudson River Trading, Goldman Sachs, Spot Trading, DE Shaw, J.P. Morgan	103,000	55,000-350,000
<b>Government</b>				
<b>Health/Medicine</b>	23	Miramix, Vecna Technologies, Dana Farber Cancer Institute, Yale School of Medicine, Hospital for Special Surgery, Broad Institute, Massachusetts General Hospital, Boston Children's Hospital, Ragon Institute, Mevion Medical Systems, Cardiovascular Research Foundation, Mount Sinai School of Medicine	42,500	25,000-85,000
<b>Industrial and Consumer Manufacturing</b>	6	Grove Labs, Sonos, Wristify, Quirky Inc., AB Inbev, Formlabs	64,700	30,000-88,000
<b>Investment Banking (Mutual Funds, Money Management)</b>	14	Jane Street Capital, Bluefin Trading, Bank of America, SIG, J.P. Morgan Chase, Morgan Stanley, Deutsche Bank, The Vanguard Group, RBC Capital Markets, Bracebridge Capital	81,000	51,000-125,000
<b>Military</b>	4	US Navy, US Air Force?	43,700	35,000-70,000
<b>Pharmaceuticals (Biotech, Medical Device)</b>	8	Merck, Merrimack Pharmaceuticals, InVivo Therapeutics, Unilife, Harvard Medical School, Procter and Gamble, Neurotech USA Pharmaceuticals	67,200	60,000-73,000

## 2014 Masters Industry & Employer Data

Industry	# of Students	Employers	Average Salary	Salary Range
<b>Aerospace and Defense</b>	28	Waypoint Leasing, Raytheon, SpaceX, Boeing, Sandia National Laboratory, Northrop Grumman, Orbital Sciences, Air Force Research Laboratory, European Space Agency, GE Aviation, MIT Lincoln Laboratory, French Ministry of Defense, Lockheed Martin, NASA, Draper Laboratory	97,500	65,000-158,000
<b>Automotive and Transportation</b>	11	CPCS Transcom, Metalsa, Barnacle, Zee.Aero, Big 3 Precision Products, Tesla, Cummins, Central Japan Railway Company, East Japan Railway Company	102,500	50,000-180,000
<b>Architecture and Planning</b>	8	MIT, Madison Park Development Corporation, CoLab, Santos Prescott and Associates, Kyu Sung Woo Architects, Naga, Community Consortium	55,500	38,000-100,000
<b>Business Services (Advertising, Real Estate, Retail)</b>	22	Amazon, Google, Walmart, MC10, JD.com, WPP, Wayfair, Simon Property Group, ebay, Harvard Business School, ,	117,000	50,000-240,000
<b>Communications, Arts, Entertainment</b>				
<b>Computer Hardware</b>	26	Apple, Korea Institute of Science and Technology, Vtech Engineering, Maxim Integrated, Oracle, Microsoft, MIT, Intel Magic Leap, Google, Ecovent, Headtalk Inc., Danaher, SanDisk, Samsung, Dell, LG Electronics	111,250	45,000-200,000
<b>Computer Software</b>	54	Amazon, Apple, Benchling, Bigcommerce, Box, Broadway Technology, crowdSOS, Dell, Dropbox, EagerPanda, Facebook, Flatiron, Friendemic, GoDaddy, Google, Intel Inzpiral, Kabam, LinkedIn, Localytics, Lumosity, Maikai, Medium, Microsoft, Oracle, Palantir, QID Technologies, Quantifind, Quora, Rocket Fuel, Sprout Social, Synopsys, Twitter, Uber, VMWare, You Technology Inc.	116,500	40,000-276,000
<b>Consulting</b>	101	Analysis Group, AT&T, Bain & Company, Boston Consulting Group, Business Synergy Inc., Cambridge Systematics, Capgemini Consulting, Cartesian, Dalberg Global Development Advisors, Deloitte, Environ, Firmcast, Interaction Institute for Social Change, InterVISTAS, L.E.K. Consulting, MasterCard, McKinsey and Company, Merrimack Analysis Group, OC&C Strategy Consultants, Oliver Wyman, PwC, Roll Global, Schlumberger, Strategy&, World Bank	124,500	50,000-215,000
<b>Education</b>	50	Winterline Foundation, Pearson, New Channel, LTG Exam Prep Platform, MIT	88,000	45,000-120,000



<b>Energy and Utilities</b>	11	ExxonMobil, Clean Power Finance, Tokyo Gas Co, Glencore, Hyflux Ltd., The Cadmus Group, Schlumberger, Advantix Systems, National Grid	96,000	60,000-150,000
<b>Engineering</b>	29	Advantix Systems, Apple, Arcadis, Arup, Bechtel, CB&I, CDMSmith, SITE Water Evaluation Team, Deere and Company, Fire Technology S.A.C., Gilsanz Murray, Steficek, Gradient, Intel, Langan Engineering and Environmental Services, Lockheed Martin, MarkForged, MathWorks, MIT, MIT Lincoln Laboratory, MMM Group, Nishkian Menninger, Schlumberger, Simpson Gumpertz & Heger, Stevenson & Associates, Thrornton Tomasetti, Warde & Burke Microtunneling, Weidlinger Associates	68,250	50,000-150,000
<b>Financial Services (Commercial Banking, Insurance)</b>	26	Aflac, Altisource Labs, American Modern Insurance Company, Bank of Tokyo, Capital InventMX, Central Bank of Chile, Citadel, Citi, Development Bank of Japan, Geode Capital Management, Gerald Metals, Goldman Sachs, J.P.Morgan, Liberty Mutual Investments, MasterCard, MicroEnsure, Morgan Stanley, Nivela, Nomura, Prudential Capital Group, Simmons & Company, State Street, Sumitomo Mitsui Banking Corporation, UBS	109,500	50,000-275,000
<b>Government</b>	9	Wisconsin Department of Natural Resources, City of Baltimore, Singapore Government, Central Bank of Chile, CME, Banco de la Republica (Columbia), Korean Institute of Science and Technology, Third Way	102,000	24,000-300,000
<b>Health/Medicine</b>		Abbott Labs, 2nd.md, Eli Lilly & Company, North Star Anesthesia, CVS, athenahealth, UCSD, Amgen, Ginger.io,	133,750	62,000-250,000
<b>Industrial and Consumer Manufacturing</b>	17	Sturm Ruger & Co., GE, Apple, Danaher, Heinz, Scandza, ASML, Apple Inc., AvaTech, The Hershey Company, Converse, AB Inbev, Niagara Bottling, Nike	113,000	36,000-170,000
<b>Investment Banking (Mutual Funds, Money Management)</b>	31	Bank of America Merrill Lynch, Barclays, Black River Asset Management, BTG Pactual, Citigroup, Credit Suisse, Deutsche Bank, Dimensional Fund Advisors, Fortress Investment Group, Goldman Sachs, Government of Singapore Investment Corporation, J.P.Morgan., Loomis Sayles, Morgan Stanley, Nomura, Pimco, Ross Jeffrey & Antle, Sanford Bernstein, State Street Associates, The Rock Creek Group, Tudor Investment Corporation, Verger Capital Management,	118,000	60,000-500,000
<b>Military</b>	20	US Army, US Air Force, US Navy, US Coast Guard	79,000	32,000-100,000
<b>Non-Profit Agency or NGO</b>	5	Asia Foundation, The Neighborhood Developers, Cru, The Bridgespan Group	87,500	20,000-150,000
<b>Pharmaceuticals (Biotech, Medical Device)</b>	12	Sanofi, Auris Medical, MacroGenics, Smith & Nephew, Genentech, Eli Lilly, Daktari Diagnostics, Twoxar, Mirakel Technologies, Boston Scientific, Genentech, Unilife, Amgen	161,000	80,000-330,000